



# Winton Motor Raceway

## Round 2 : March 12 - 14



### AUSTRALIAN SUPERSPORT 300 CHAMPIONSHIP

#### Practice 2

Date: 12/03/21  
 Event: P08  
 Weather: Partly cloudy - Temp: 26.4C  
 Track: Dry - Temp: 38.9C

Started at: 12:25:03  
 Laps: 20 Min  
 Starters: 33  
 Printed at: 12:52

### CLASSIFICATION

Pos	No	Name	Machine	Fastest Lap	On Lap	Behind Leader	Behind Prev
1	50	Carter THOMPSON (NSW) / MotoStars / RS+C / Doctor Mak / Yamaha / YRD / Motul / Pirelli	Yamaha YZF-R3	1:31.457	10 of 12		
2	59	Tom DRANE (NSW) / Construction Supply Specialists / IC Cons / MD Steel	Yamaha YZF-R3	1:31.864	12 of 12	.407	.407
3	97	Peter NERLICH (VIC) / PROWORX / Blayney M-c / Well Sprung M-c Suspension / Penrite Oil	Kawasaki Ninja	1:32.274	3 of 4	.817	.410
4	72	Benjamin BAKER (NSW) / YRD / YMI / Shoei / Alpinestar / West Sliders / SCK / Utech Design	Yamaha YZF-R3	1:32.360	11 of 11	.903	.086
5	11	Brandon DEMMERY (NSW) / Mini Rev Heads / YRD / 2 Thugs Customs / RWW / Kenma	Yamaha YZF-R3	1:32.684	10 of 12	1.227	.324
6	88	Joseph MARINIELLO (VIC) / Traction Control M-sport / In House Innovations / Earmold Aus / Goodlife Health	Kawasaki Ninja	1:32.856	9 of 11	1.399	.172
7	121	Reece OUGHTRED (VIC) / ProGP Racing / Dynoverks / Flux Fitness / Moto Go / TT Motorcycles / JAG / Sign Pro	Yamaha YZF-R3	1:32.953	6 of 11	1.496	.097
8	3	Cameron DUNKER (NSW) / MotoStars / RS+C / Doctor Mak / Yamaha / YRD / Motul / Pirelli	Yamaha YZF-R3	1:32.955	8 of 12	1.498	.002
9	99	Jacob HATCH (NSW)	Yamaha YZF-R3	1:33.344	4 of 12	1.887	.389
10	32	Jai RUSSO (NSW) / Russo Performance / YRD Yamaha / GTR MotoStars / Ricondi / AGV / TCX	Yamaha YZF-R3	1:33.431	9 of 10	1.974	.087
11	39	Glenn NELSON (QLD) / Buddys Pest Control / Dynoverks / XXX Suspension	Yamaha YZF-R3	1:33.466	12 of 12	2.009	.035
12	78	Caleb GILMORE (MWT) / Metcher Motorsport / Siemec / Fusport / Yamaha / YRD / YamaLube	Yamaha YZF-R3	1:33.477	8 of 11	2.020	.011
13	47	Zylas BUNTING (NSW) / PROWORX / Blayney M-c / Well Sprung M-c Suspension / Penrite Oil	Kawasaki Ninja	1:33.882	10 of 12	2.425	.405
14	355	Laura BROWN (NSW) / Bikebiz / TheBareBird / S hark Helmets / IXON / Falco Motorcycle Boots	Yamaha YZF-R3	1:33.989	11 of 12	2.532	.107
15	49	Jake FARNSWORTH (NSW) / Full Noise Racing / Worth Race Developments / Freestyle Tattoo Studio	Kawasaki Ninja	1:34.304	4 of 12	2.847	.315
16	95	Matthew RINDEL (VIC) / Gears Racing / Mick Hone M-cycles / Woodcraft / Top Hat Barber Shop / AMX	Yamaha YZF-R3	1:34.308	8 of 11	2.851	.004
17	63	Clay CLEGG (NSW) / Williamson Bros / Akubra / Mavin Truck Centre / Central West Electrical	Yamaha YZF-R3	1:34.501	4 of 12	3.044	.193
18	22	Zackary JOHNSON (VIC)	Kawasaki Ninja	1:34.728	8 of 10	3.271	.227
19	16	James JACOBS (NSW) / X-Lite / Nedlands Studio / Bridgestone / Lucas Oils / EK Chains / Mototrack	Kawasaki Ninja	1:34.766	9 of 11	3.309	.038
20	12	Henry SNELL (QLD)	Yamaha YZF-R3	1:34.815	11 of 11	3.358	.049
21	181	Liam WATERS (QLD) / Moto-shed	Yamaha YZF-R3	1:34.985	4 of 4	3.528	.170
22	110	Zakary PETTENDY (NSW) / bikesales.com.au	Yamaha YZF-R3	1:35.144	9 of 10	3.687	.159
23	91	Taiyo AKSU (QLD) / OP Racing / MMM Motorcycles	Yamaha YZF-R3	1:35.191	11 of 11	3.734	.047
24	7	Zane KINNA (VIC) / MotoGC Yamaha / Dynoverks	Yamaha YZF-R3	1:35.771	2 of 6	4.314	.580
25	35	Varis FLEMING (VIC)	Yamaha YZF-R3	1:35.824	7 of 10	4.367	.053
26	25	Brodie GAWITH (VIC)	Yamaha YZF-R3	1:36.031	7 of 8	4.574	.207
27	17	Oliver SHORT (VIC) / MotoHeaven / James OHagen Photography / Marlo Hotel / Eastern Signs	Kawasaki Ninja	1:36.359	8 of 12	4.902	.328
28	37	Patrick BOGNAR (QLD) / Dynoverks / OMC / Ricondi / Signpro	Yamaha YZF-R3	1:36.820	12 of 12	5.363	.461
29	20	Jonathan NAHLOUS (NSW) / Complete AV	Kawasaki Ninja	1:36.922	12 of 12	5.465	.102
30	45	Jamie PORT (VIC) / Yamaha / AGV / Pirelli / Motul / Ricondi / Verafire	Yamaha YZF-R3	1:37.647	4 of 8	6.190	.725
31	34	Benjamin ANGELIDIS (ACT) / Full Noise Racing / Freestyle Tattoo Studio / Worth Race Developments	Kawasaki Ninja	1:38.405	10 of 12	6.948	.758
32	56	Jesse WOODS (TAS) / Badger Racing / Tyga Performance / Rodney Creed Chartered Accountant	Kawasaki Ninja	1:40.216	9 of 11	8.759	1.811
33	51	Samuel PEZZETTA (SA) / Donna Hoeymakers / Unitech Racing / Remo Contractors / SA Profiling	Yamaha YZF-R3	1:40.523	7 of 10	9.066	.307

Current qualifying record for SS300 class - 1:31.416 by Max STAUFFER (NSW) on a Yamaha YZF-R3 set on 08/09/18

Chief Timekeeper - Scott Laing

Race Director - Tom Williams

Clerk of Course - Paul Hinds



[www.computime.com.au](http://www.computime.com.au)  
 COMPUTIME RACE TIMING SYSTEMS PTY LTD





# Winton Motor Raceway

## Round 2 : March 12 - 14



### AUSTRALIAN SUPERSPORT 300 CHAMPIONSHIP

Date: 12/03/21  
 Event: P08  
 Weather: Partly cloudy - Temp: 26.4C  
 Track: Dry - Temp: 38.9C

### Practice 2

Started at: 12:25:03  
 Laps: 20 Min  
 Starters: 33  
 Printed at: 12:52

### LAP TIMES

No	Name	Lap 1	Lap 2	Lap 3	Lap 4	Lap 5	Lap 6	Lap 7	Lap 8	Lap 9	Lap 10	Lap 11	Lap 12
88	Joseph MARINIELLO (VIC)	1:47.476	1:34.021	1:34.910	1:47.344	1:33.554	4:38.393	1:42.481	1:34.695	<b>1:32.856</b>	1:33.041	1:32.862	
7	Zane KINNA (VIC)	1:44.503	<b>1:35.771</b>	1:36.093	1:36.305	1:35.905	1:36.907						
11	Brandon DEMMERY (NSW)	1:46.308	1:35.885	1:33.133	1:33.321	1:36.276	1:32.995	1:33.024	1:33.279	1:32.949	<b>1:32.684</b>	2:31.273	2:00.861
39	Glenn NELSON (QLD)	1:43.167	1:35.970	1:34.873	1:35.166	1:34.497	1:36.682	1:40.128	2:01.298	1:44.857	1:42.063	1:38.979	<b>1:33.466</b>
97	Peter NERLICH (VIC)	1:38.359	1:32.727	<b>1:32.274</b>	1:32.648								
47	Zylas BUNTING (NSW)	1:38.290	1:33.906	1:34.833	1:34.292	1:34.225	1:34.982	2:40.568	1:44.810	1:34.727	<b>1:33.882</b>	1:34.295	1:36.636
78	Caleb GILMORE (MWT)	1:40.614	1:35.705	1:34.536	1:37.814	1:36.521	3:19.880	1:46.650	<b>1:33.477</b>	1:38.128	1:35.731	1:33.822	
181	Liam WATERS (QLD)	1:44.439	1:36.302	1:35.805	<b>1:34.985</b>								
72	Benjamin BAKER (NSW)	1:42.041	1:33.127	1:32.653	1:32.842	1:33.360	3:25.145	2:08.900	1:34.500	1:34.250	1:32.683	<b>1:32.360</b>	
49	Jake FARNSWORTH (NSW)	1:43.235	1:35.622	1:34.635	<b>1:34.304</b>	1:35.097	1:34.933	1:34.754	1:36.178	1:34.745	2:16.195	1:44.270	1:34.614
22	Zackary JOHNSON (VIC)	1:42.193	1:35.791	1:35.065	1:35.108	1:35.624	1:35.233	1:34.965	<b>1:34.728</b>	1:36.720	1:36.879		
56	Jesse WOODS (TAS)	1:49.756	1:44.393	1:44.709	1:43.537	1:43.067	1:42.405	1:41.174	1:40.962	<b>1:40.216</b>	1:41.325	1:40.310	
20	Jonathan NAHLOUS (NSW)	1:48.622	1:40.027	1:41.408	1:38.563	1:38.203	1:39.242	1:37.458	1:37.414	1:37.660	1:37.659	1:37.429	<b>1:36.922</b>
32	Jai RUSSO (NSW)	1:42.213	1:35.102	1:34.865	1:37.037	3:34.733	1:48.409	1:34.235	1:33.724	<b>1:33.431</b>	1:33.440		
355	Laura BROWN (NSW)	1:42.622	1:35.851	1:34.534	1:35.157	1:35.433	1:35.038	1:34.873	2:09.109	1:39.148	1:34.064	<b>1:33.989</b>	1:34.965
25	Brodie GAWITH (VIC)	1:47.781	1:38.652	1:39.142	3:10.404	2:06.425	1:37.271	<b>1:36.031</b>	1:36.216				
34	Benjamin ANGELIDIS (ACT)	1:52.266	1:41.439	1:40.770	1:40.543	1:40.482	1:40.063	1:39.989	1:40.356	1:38.416	<b>1:38.405</b>	1:39.123	1:39.344
35	Varis FLEMING (VIC)	1:52.766	1:38.829	1:37.925	1:36.644	1:36.582	1:36.058	<b>1:35.824</b>	1:36.256	3:48.279	1:41.503		
37	Patrick BOGNAR (QLD)	1:45.929	1:38.932	1:39.540	1:37.741	1:38.180	1:37.423	1:37.535	1:36.857	1:39.303	1:40.245	1:46.878	<b>1:36.820</b>
95	Matthew RINDEL (VIC)	1:44.926	1:37.557	1:36.676	1:36.248	1:38.621	1:35.670	1:35.744	<b>1:34.308</b>	1:34.883	1:34.384	1:35.132	
45	Jamie PORT (VIC)	1:46.989	1:37.940	1:37.848	<b>1:37.647</b>	3:02.408	1:44.182	2:51.450	1:43.317				
110	Zakary PETTENDY (NSW)	1:48.178	1:37.578	1:36.920	1:40.669	1:36.639	1:36.156	1:36.468	1:39.619	<b>1:35.144</b>	1:35.280		
51	Samuel PEZZETTA (SA)	1:50.376	1:42.563	1:41.504	1:40.907	1:41.026	1:40.741	<b>1:40.523</b>	1:40.591	4:30.250	1:49.257		
63	Clay CLEGG (NSW)	1:40.896	1:34.840	1:34.884	<b>1:34.501</b>	1:35.570	1:34.962	1:34.520	1:34.780	3:05.615	1:39.495	1:34.831	1:34.667
17	Oliver SHORT (VIC)	1:46.607	1:39.855	1:36.968	1:38.150	1:37.921	1:51.727	1:37.944	<b>1:36.359</b>	1:36.593	1:36.603	1:37.343	1:37.296
12	Henry SNELL (QLD)	1:55.214	1:36.940	1:36.387	1:36.555	1:35.512	1:35.619	1:36.765	1:36.025	1:35.213	1:36.393	<b>1:34.815</b>	
59	Tom DRANE (NSW)	1:43.598	1:33.539	1:35.099	1:33.058	2:29.898	1:46.931	1:32.708	1:35.886	1:32.165	1:33.424	1:32.164	<b>1:31.864</b>
99	Jacob HATCH (NSW)	1:42.746	1:33.697	1:33.895	<b>1:33.344</b>	1:34.762	1:34.422	1:34.369	1:33.540	1:34.125	2:17.410	1:40.276	1:33.431
3	Cameron DUNKER (NSW)	1:43.420	1:34.578	1:34.436	2:57.407	1:39.256	1:35.259	1:33.742	<b>1:32.955</b>	1:33.282	1:34.038	1:33.506	1:36.425
121	Reece OUGHTRED (VIC)	1:39.055	1:34.981	1:34.797	1:33.857	1:34.428	<b>1:32.953</b>	1:33.629	1:35.518	3:40.811	1:42.417	1:33.215	
91	Taiyo AKSU (QLD)	1:43.725	1:37.113	1:37.327	1:36.580	1:36.350	1:36.255	1:36.081	1:38.461	1:35.869	1:35.365	<b>1:35.191</b>	
50	Carter THOMPSON (NSW)	1:38.259	1:33.180	1:32.179	1:32.165	2:59.607	1:35.958	1:33.064	1:32.326	1:32.610	<b>1:31.457</b>	1:32.370	1:32.526
16	James JACOBS (NSW)	1:40.639	1:35.218	1:34.803	1:35.151	2:47.921	1:47.036	1:35.679	1:36.072	<b>1:34.766</b>	1:36.485	1:35.783	

*Scott Laing*  
 Chief Timekeeper - Scott Laing

*Tom Williams*  
 Race Director - Tom Williams

*Paul Hinds*  
 Clerk of Course - Paul Hinds





# Winton Motor Raceway

## Round 2 : March 12 - 14



### AUSTRALIAN SUPERSPORT 300 CHAMPIONSHIP

#### Practice 2

Date: 12/03/21  
 Event: P08  
 Weather: Partly cloudy - Temp: 26.4C  
 Track: Dry - Temp: 38.9C

Started at: 12:25:03  
 Laps: 20 Min  
 Starters: 33  
 Printed at: 12:52

#### SPLIT TIMES

Lap	Split 1	Split 2	Split 3	Split 4	Lap Time	Lap	Split 1	Split 2	Split 3	Split 4	Lap Time
<b>88 Joseph MARINIELLO (VIC) (6th)</b>						10	13.591	16.005	37.919	34.548	1:42.063
1	18.756	18.836	36.328	33.556	1:47.476 P	11	13.611	16.337	36.854	32.177	1:38.979
2	13.488	15.677	32.683	32.173	1:34.021	12	<b>13.406</b>	<b>15.540</b>	<b>32.534</b>	<b>31.986</b>	<b>1:33.466</b>
3	13.165	15.638	32.742	33.365	1:34.910	<b>97 Peter NERLICH (VIC) (3rd)</b>					
4	13.185	15.575	33.516	45.068	1:47.344	1	17.046	16.222	32.841	32.250	1:38.359 P
5	13.246	15.546	32.517	32.245	1:33.554	2	13.244	<b>15.399</b>	32.609	31.475	1:32.727
6	<b>13.068</b>	15.516	32.478	3:37.331	4:38.393	3	12.980	15.539	<b>32.360</b>	<b>31.395</b>	<b>1:32.274</b>
7	17.202	16.885	34.861	33.533	1:42.481 P	4	<b>12.979</b>	15.476	32.424	31.769	1:32.648
8	13.224	15.407	33.103	32.961	1:34.695	<b>47 Zylas BUNTING (NSW) (13th)</b>					
9	13.200	15.454	<b>32.337</b>	31.865	<b>1:32.856</b>	1	16.768	16.272	32.933	32.317	1:38.290 P
10	13.164	15.399	32.438	32.040	1:33.041	2	13.403	15.843	32.630	32.030	1:33.906
11	13.092	<b>15.391</b>	32.531	<b>31.848</b>	1:32.862	3	13.554	15.737	33.239	32.303	1:34.833
<b>7 Zane KINNA (VIC) (24th)</b>						4	13.450	15.700	32.594	32.548	1:34.292
1	19.432	16.908	34.533	33.630	1:44.503 P	5	13.395	15.554	32.608	32.668	1:34.225
2	<b>13.482</b>	16.265	<b>33.317</b>	32.707	<b>1:35.771</b>	6	14.184	15.923	<b>32.542</b>	32.333	1:34.982
3	13.504	<b>15.861</b>	33.574	33.154	1:36.093	7	14.408	17.680	37.241	1:31.239	2:40.568
4	13.698	15.923	33.569	33.115	1:36.305	8	19.237	17.297	36.053	32.223	1:44.810 P
5	13.524	15.873	33.821	32.687	1:35.905	9	<b>13.192</b>	<b>15.442</b>	33.372	32.721	1:34.727
6	14.011	15.993	34.345	<b>32.558</b>	1:36.907	10	13.195	15.605	33.269	<b>31.813</b>	<b>1:33.882</b>
<b>11 Brandon DEMMERY (NSW) (5th)</b>						11	13.211	15.697	33.254	32.133	1:34.295
1	22.368	17.215	33.659	33.066	1:46.308 P	12	13.268	15.588	34.885	32.895	1:36.636
2	13.325	15.710	33.722	33.128	1:35.885	<b>78 Caleb GILMORE (MWT) (12th)</b>					
3	13.237	15.547	32.471	31.878	1:33.133	1	16.792	16.464	34.589	32.769	1:40.614 P
4	<b>13.098</b>	15.464	32.629	32.130	1:33.321	2	13.793	16.317	33.312	32.283	1:35.705
5	13.346	15.441	35.170	32.319	1:36.276	3	13.320	15.911	33.160	32.145	1:34.536
6	13.138	15.502	32.546	31.809	1:32.995	4	15.498	16.368	33.589	32.359	1:37.814
7	13.188	<b>15.427</b>	32.368	32.041	1:33.024	5	13.906	16.112	34.404	32.099	1:36.521
8	13.347	15.597	32.450	31.885	1:33.279	6	13.413	16.112	33.284	2:17.071	3:19.880
9	13.175	15.698	32.372	<b>31.704</b>	1:32.949	7	21.438	16.856	35.743	32.613	1:46.650 P
10	13.154	15.535	<b>32.244</b>	31.751	<b>1:32.684</b>	8	<b>13.165</b>	<b>15.821</b>	32.765	<b>31.726</b>	<b>1:33.477</b>
11	13.568	16.492	35.891	1:25.322	2:31.273	9	14.302	17.093	34.436	32.297	1:38.128
12	22.864	23.108	37.685	37.204	2:00.861 P	10	13.247	15.824	34.296	32.364	1:35.731
<b>39 Glenn NELSON (QLD) (11th)</b>						11	13.185	15.828	<b>32.739</b>	32.070	1:33.822
1	19.216	16.609	34.151	33.191	1:43.167 P	<b>181 Liam WATERS (QLD) (21th)</b>					
2	13.945	16.086	33.672	32.267	1:35.970	1	19.891	16.653	34.635	33.260	1:44.439 P
3	13.433	15.785	33.260	32.395	1:34.873	2	13.585	16.280	33.562	32.875	1:36.302
4	13.852	15.799	33.089	32.426	1:35.166	3	13.577	16.412	33.144	<b>32.672</b>	1:35.805
5	13.445	15.656	33.078	32.318	1:34.497	4	<b>13.416</b>	<b>15.956</b>	<b>32.830</b>	32.783	<b>1:34.985</b>
6	13.621	17.394	33.290	32.377	1:36.682	<b>72 Benjamin BAKER (NSW) (4th)</b>					
7	13.512	16.232	37.220	33.164	1:40.128	1	19.509	16.362	34.214	31.956	1:42.041 P
8	13.608	15.916	36.233	55.541	2:01.298						
9	20.840	18.533	33.036	32.448	1:44.857 P						

*Scott Laing*  
 Chief Timekeeper - Scott Laing

*Tom Williams*  
 Race Director - Tom Williams

*Paul Hinds*  
 Clerk of Course - Paul Hinds





# Winton Motor Raceway

## Round 2 : March 12 - 14



### AUSTRALIAN SUPERSPORT 300 CHAMPIONSHIP

#### Practice 2

Date: 12/03/21  
 Event: P08  
 Weather: Partly cloudy - Temp: 26.4C  
 Track: Dry - Temp: 38.9C

Started at: 12:25:03  
 Laps: 20 Min  
 Starters: 33  
 Printed at: 12:52

#### SPLIT TIMES

Lap	Split 1	Split 2	Split 3	Split 4	Lap Time	Lap	Split 1	Split 2	Split 3	Split 4	Lap Time
2	13.211	15.532	32.647	31.737	1:33.127	8	14.045	17.592	35.469	33.856	1:40.962
3	13.059	15.436	32.583	31.575	1:32.653	9	<b>13.916</b>	17.323	35.274	<b>33.703</b>	<b>1:40.216</b>
4	13.062	15.468	<b>32.343</b>	31.969	1:32.842	10	14.006	17.560	35.865	33.894	1:41.325
5	13.172	15.770	32.748	31.670	1:33.360	11	14.067	<b>17.215</b>	<b>35.242</b>	33.786	1:40.310
6	13.682	16.277	34.126	2:21.060	3:25.145	<b>20 Jonathan NAHLOUS (NSW) (29th)</b>					
7	39.857	18.035	36.429	34.579	2:08.900 P	1	19.198	17.714	36.996	34.714	1:48.622 P
8	14.071	16.459	32.541	31.429	1:34.500	2	14.224	16.739	35.306	33.758	1:40.027
9	<b>12.902</b>	15.673	33.320	32.355	1:34.250	3	13.742	17.793	36.061	33.812	1:41.408
10	12.976	15.603	32.770	<b>31.334</b>	1:32.683	4	13.912	16.540	34.660	33.451	1:38.563
11	13.002	<b>15.313</b>	32.427	31.618	<b>1:32.360</b>	5	13.765	16.239	34.918	33.281	1:38.203
<b>49 Jake FARNSWORTH (NSW) (15th)</b>						6	13.719	17.401	34.765	33.357	1:39.242
1	19.660	16.951	34.008	32.616	1:43.235 P	7	13.584	16.242	<b>34.128</b>	33.504	1:37.458
2	13.654	16.388	33.239	32.341	1:35.622	8	13.531	16.141	34.390	33.352	1:37.414
3	13.419	16.067	33.088	32.061	1:34.635	9	13.639	16.351	34.664	<b>33.006</b>	1:37.660
4	13.323	15.904	<b>32.957</b>	32.120	<b>1:34.304</b>	10	13.598	16.335	34.611	33.115	1:37.659
5	13.321	16.049	33.147	32.580	1:35.097	11	13.570	16.091	34.311	33.457	1:37.429
6	13.482	15.973	33.316	32.162	1:34.933	12	<b>13.459</b>	<b>15.986</b>	34.247	33.230	<b>1:36.922</b>
7	13.525	15.951	33.250	<b>32.028</b>	1:34.754	<b>32 Jai RUSSO (NSW) (10th)</b>					
8	13.447	16.465	33.987	32.279	1:36.178	1	19.730	16.186	33.740	32.557	1:42.213 P
9	13.348	<b>15.830</b>	33.261	32.306	1:34.745	2	13.620	15.828	33.361	32.293	1:35.102
10	14.040	17.353	36.240	1:08.562	2:16.195	3	<b>13.225</b>	15.812	33.063	32.765	1:34.865
11	20.662	16.342	34.730	32.536	1:44.270 P	4	13.483	17.421	34.036	32.097	1:37.037
12	<b>13.280</b>	15.842	33.078	32.414	1:34.614	5	13.378	16.079	34.448	2:30.828	3:34.733
<b>22 Zackary JOHNSON (VIC) (18th)</b>						6	24.461	16.813	34.530	32.605	1:48.409 P
1	18.294	16.368	34.478	33.053	1:42.193 P	7	13.447	15.652	32.918	32.218	1:34.235
2	13.523	15.733	33.910	32.625	1:35.791	8	13.405	15.502	32.781	32.036	1:33.724
3	13.433	15.742	33.638	32.252	1:35.065	9	13.353	15.506	32.702	<b>31.870</b>	<b>1:33.431</b>
4	13.274	15.887	33.444	32.503	1:35.108	10	13.310	<b>15.479</b>	<b>32.679</b>	31.972	1:33.440
5	<b>13.236</b>	16.374	33.603	32.411	1:35.624	<b>355 Laura BROWN (NSW) (14th)</b>					
6	13.329	15.907	33.809	<b>32.188</b>	1:35.233	1	19.271	16.538	34.126	32.687	1:42.622 P
7	13.378	15.822	33.429	32.336	1:34.965	2	13.633	16.178	33.696	32.344	1:35.851
8	13.389	<b>15.700</b>	<b>33.210</b>	32.429	<b>1:34.728</b>	3	13.344	15.816	33.244	32.130	1:34.534
9	13.922	15.911	33.535	33.352	1:36.720	4	13.365	15.736	33.268	32.788	1:35.157
10	13.837	15.932	34.065	33.045	1:36.879	5	13.666	16.004	33.346	32.417	1:35.433
<b>56 Jesse WOODS (TAS) (32th)</b>						6	13.611	15.935	33.285	32.207	1:35.038
1	19.061	18.260	37.093	35.342	1:49.756 P	7	13.330	<b>15.592</b>	33.632	32.319	1:34.873
2	14.613	18.325	36.617	34.838	1:44.393	8	13.303	15.916	34.319	1:05.571	2:09.109
3	14.580	17.897	37.320	34.912	1:44.709	9	16.904	16.127	34.083	32.034	1:39.148 P
4	14.453	17.864	36.611	34.609	1:43.537	10	13.227	15.704	<b>32.927</b>	32.206	1:34.064
5	14.207	17.946	36.366	34.548	1:43.067	11	<b>13.175</b>	15.600	33.249	<b>31.965</b>	<b>1:33.989</b>
6	14.067	17.848	36.392	34.098	1:42.405	12	13.290	15.628	33.774	32.273	1:34.965
7	14.087	17.406	35.844	33.837	1:41.174						

*Scott Laing*  
 Chief Timekeeper - Scott Laing

*Tom Williams*  
 Race Director - Tom Williams

*Paul Hinds*  
 Clerk of Course - Paul Hinds





# Winton Motor Raceway

## Round 2 : March 12 - 14



### AUSTRALIAN SUPERSPORT 300 CHAMPIONSHIP

#### Practice 2

Date: 12/03/21  
 Event: P08  
 Weather: Partly cloudy - Temp: 26.4C  
 Track: Dry - Temp: 38.9C

Started at: 12:25:03  
 Laps: 20 Min  
 Starters: 33  
 Printed at: 12:52

#### SPLIT TIMES

Lap	Split 1	Split 2	Split 3	Split 4	Lap Time	Lap	Split 1	Split 2	Split 3	Split 4	Lap Time
<b>25 Brodie GAWITH (VIC) (26th)</b>						9	13.566	17.523	35.168	33.046	1:39.303
1	20.921	17.542	35.720	33.598	1:47.781 P	10	13.704	16.375	34.684	35.482	1:40.245
2	14.251	16.715	34.261	33.425	1:38.652	11	15.334	17.460	38.198	35.886	1:46.878
3	14.249	16.673	34.938	33.282	1:39.142	12	<b>13.390</b>	<b>16.182</b>	<b>34.076</b>	33.172	<b>1:36.820</b>
4	14.091	16.502	35.792	2:04.019	3:10.404	<b>95 Matthew RINDEL (VIC) (16th)</b>					
5	41.486	16.814	34.791	33.334	2:06.425 P	1	19.591	16.937	34.967	33.431	1:44.926 P
6	14.075	16.472	33.921	32.803	1:37.271	2	13.977	16.295	33.971	33.314	1:37.557
7	13.913	<b>16.043</b>	<b>33.410</b>	32.665	<b>1:36.031</b>	3	13.726	16.124	33.944	32.882	1:36.676
8	<b>13.721</b>	16.093	33.795	<b>32.607</b>	1:36.216	4	13.718	16.005	33.867	32.658	1:36.248
<b>34 Benjamin ANGELIDIS (ACT) (31th)</b>						5	13.717	16.077	35.743	33.084	1:38.621
1	20.807	19.119	37.347	34.993	1:52.266 P	6	13.718	16.032	33.553	32.367	1:35.670
2	14.339	16.859	35.726	34.515	1:41.439	7	13.523	15.884	33.834	32.503	1:35.744
3	14.351	16.665	35.443	34.311	1:40.770	8	13.337	<b>15.700</b>	33.368	<b>31.903</b>	<b>1:34.308</b>
4	14.215	16.670	35.459	34.199	1:40.543	9	13.367	16.038	33.438	32.040	1:34.883
5	14.316	16.671	35.487	34.008	1:40.482	10	<b>13.212</b>	15.767	<b>33.289</b>	32.116	1:34.384
6	14.287	16.618	35.210	33.948	1:40.063	11	13.342	15.724	33.387	32.679	1:35.132
7	14.257	16.525	35.230	33.977	1:39.989	<b>45 Jamie PORT (VIC) (30th)</b>					
8	14.225	16.763	35.473	33.895	1:40.356	1	21.314	17.137	35.070	33.468	1:46.989 P
9	13.900	<b>16.296</b>	<b>34.598</b>	33.622	1:38.416	2	13.851	16.513	34.364	33.212	1:37.940
10	<b>13.868</b>	16.431	34.740	<b>33.366</b>	<b>1:38.405</b>	3	13.804	<b>16.374</b>	34.746	<b>32.924</b>	1:37.848
11	14.060	16.377	35.138	33.548	1:39.123	4	13.849	16.406	34.248	33.144	<b>1:37.647</b>
12	14.252	16.368	34.893	33.831	1:39.344	5	13.998	16.673	35.102	1:56.635	3:02.408
<b>35 Varis FLEMING (VIC) (25th)</b>						6	19.409	16.910	34.406	33.457	1:44.182 P
1	26.783	16.900	35.166	33.917	1:52.766 P	7	<b>13.768</b>	16.388	<b>33.943</b>	1:47.351	2:51.450
2	14.529	16.703	34.422	33.175	1:38.829	8	18.919	16.751	34.492	33.155	1:43.317 P
3	13.889	16.417	34.134	33.485	1:37.925	<b>110 Zakary PETTENDY (NSW) (22th)</b>					
4	13.865	16.410	33.578	32.791	1:36.644	1	21.350	17.642	35.602	33.584	1:48.178 P
5	<b>13.689</b>	16.173	33.898	32.822	1:36.582	2	13.867	16.343	34.637	32.731	1:37.578
6	13.834	<b>16.153</b>	<b>33.477</b>	32.594	1:36.058	3	13.570	16.169	34.121	33.060	1:36.920
7	13.738	16.162	33.497	<b>32.427</b>	<b>1:35.824</b>	4	13.622	16.406	36.333	34.308	1:40.669
8	13.787	16.338	33.664	32.467	1:36.256	5	13.672	15.990	34.106	32.871	1:36.639
9	13.860	16.271	33.970	2:44.178	3:48.279	6	13.596	16.023	33.937	32.600	1:36.156
10	18.141	16.418	33.992	32.952	1:41.503 P	7	13.507	16.361	34.180	32.420	1:36.468
<b>37 Patrick BOGNAR (QLD) (28th)</b>						8	13.450	16.894	36.491	32.784	1:39.619
1	19.891	16.871	35.441	33.726	1:45.929 P	9	13.432	15.999	<b>33.426</b>	<b>32.287</b>	<b>1:35.144</b>
2	13.818	16.526	35.116	33.472	1:38.932	10	<b>13.422</b>	<b>15.946</b>	33.484	32.428	1:35.280
3	13.550	16.504	35.397	34.089	1:39.540	<b>51 Samuel PEZZETTA (SA) (33th)</b>					
4	13.536	16.317	34.789	33.099	1:37.741	1	19.200	17.868	38.244	35.064	1:50.376 P
5	13.767	16.532	34.787	33.094	1:38.180	2	14.612	17.082	36.851	34.018	1:42.563
6	13.619	16.323	34.508	32.973	1:37.423	3	14.311	16.864	36.075	34.254	1:41.504
7	13.929	16.363	34.365	<b>32.878</b>	1:37.535	4	14.158	<b>16.523</b>	35.936	34.290	1:40.907
8	13.430	16.310	34.109	33.008	1:36.857						

*Scott Laing*  
 Chief Timekeeper - Scott Laing

*Tom Williams*  
 Race Director - Tom Williams

*Paul Hinds*  
 Clerk of Course - Paul Hinds





# Winton Motor Raceway

## Round 2 : March 12 - 14



### AUSTRALIAN SUPERSPORT 300 CHAMPIONSHIP

#### Practice 2

Date: 12/03/21  
 Event: P08  
 Weather: Partly cloudy - Temp: 26.4C  
 Track: Dry - Temp: 38.9C

Started at: 12:25:03  
 Laps: 20 Min  
 Starters: 33  
 Printed at: 12:53

#### SPLIT TIMES

Lap	Split 1	Split 2	Split 3	Split 4	Lap Time	Lap	Split 1	Split 2	Split 3	Split 4	Lap Time
5	14.193	16.725	36.267	33.841	1:41.026	10	13.497	16.090	33.969	32.837	1:36.393
6	14.256	16.707	36.017	<b>33.761</b>	1:40.741	11	13.487	<b>15.781</b>	<b>33.566</b>	<b>31.981</b>	<b>1:34.815</b>
7	14.195	16.735	35.802	33.791	<b>1:40.523</b>						
8	14.196	16.894	<b>35.736</b>	33.765	1:40.591	<b>59 Tom DRANE (NSW) (2nd)</b>					
9	<b>14.115</b>	18.462	37.175	3:20.498	4:30.250	1	20.929	16.478	33.901	32.290	1:43.598 P
10	20.877	17.463	36.377	34.540	1:49.257 P	2	13.269	15.679	32.969	31.622	1:33.539
						3	13.269	16.055	33.991	31.784	1:35.099
<b>63 Clay CLEGG (NSW) (17th)</b>						4	13.084	15.634	32.761	31.579	1:33.058
1	17.631	16.721	33.655	32.889	1:40.896 P	5	<b>12.907</b>	16.043	34.711	1:26.237	2:29.898
2	13.500	15.882	33.439	32.019	1:34.840	6	23.479	16.536	34.055	32.861	1:46.931 P
3	13.172	16.026	33.150	32.536	1:34.884	7	13.137	15.561	32.286	31.724	1:32.708
4	13.477	<b>15.735</b>	<b>32.666</b>	32.623	<b>1:34.501</b>	8	13.424	16.609	34.048	31.805	1:35.886
5	<b>13.108</b>	16.053	33.654	32.755	1:35.570	9	13.018	15.431	32.302	31.414	1:32.165
6	13.791	15.862	33.036	32.273	1:34.962	10	13.149	15.654	33.177	31.444	1:33.424
7	13.402	15.946	32.925	32.247	1:34.520	11	13.015	15.417	32.247	31.485	1:32.164
8	13.346	15.985	33.453	<b>31.996</b>	1:34.780	12	13.086	<b>15.412</b>	<b>31.990</b>	<b>31.376</b>	<b>1:31.864</b>
9	13.404	16.205	34.760	2:01.246	3:05.615	<b>99 Jacob HATCH (NSW) (9th)</b>					
10	17.290	16.412	33.252	32.541	1:39.495 P	1	20.412	16.399	33.599	32.336	1:42.746 P
11	13.431	15.944	32.984	32.472	1:34.831	2	13.278	<b>15.647</b>	32.928	31.844	1:33.697
12	13.365	16.010	32.738	32.554	1:34.667	3	13.240	15.762	32.999	31.894	1:33.895
<b>17 Oliver SHORT (VIC) (27th)</b>						4	13.253	15.695	32.413	31.983	<b>1:33.344</b>
1	18.351	17.730	36.606	33.920	1:46.607 P	5	<b>13.098</b>	16.138	33.555	31.971	1:34.762
2	14.401	16.679	35.379	33.396	1:39.855	6	13.395	16.005	33.198	31.824	1:34.422
3	13.750	<b>15.875</b>	<b>34.015</b>	33.328	1:36.968	7	13.238	15.885	33.015	32.231	1:34.369
4	13.641	16.324	35.154	33.031	1:38.150	8	13.298	15.890	32.630	<b>31.722</b>	1:33.540
5	14.297	16.313	34.072	33.239	1:37.921	9	13.229	15.660	32.507	32.729	1:34.125
6	13.793	28.645	36.048	33.241	1:51.727	10	13.831	16.153	34.563	1:12.863	2:17.410
7	13.956	16.460	34.871	32.657	1:37.944	11	18.892	16.050	32.470	32.864	1:40.276 P
8	13.714	15.890	34.122	<b>32.633</b>	<b>1:36.359</b>	12	13.189	15.758	<b>32.391</b>	32.093	1:33.431
9	13.582	15.999	34.303	32.709	1:36.593	<b>3 Cameron DUNKER (NSW) (8th)</b>					
10	<b>13.534</b>	15.935	34.331	32.803	1:36.603	1	19.439	16.707	34.325	32.949	1:43.420 P
11	13.757	15.974	34.772	32.840	1:37.343	2	13.469	15.918	33.223	31.968	1:34.578
12	13.838	16.123	34.439	32.896	1:37.296	3	13.407	15.906	33.253	31.870	1:34.436
<b>12 Henry SNELL (QLD) (20th)</b>						4	13.186	15.717	33.282	1:55.222	2:57.407
1	31.160	16.510	34.412	33.132	1:55.214 P	5	17.152	16.143	33.664	32.297	1:39.256 P
2	13.598	16.098	34.077	33.167	1:36.940	6	13.521	16.062	33.283	32.393	1:35.259
3	13.520	15.949	34.140	32.778	1:36.387	7	13.417	15.518	32.973	31.834	1:33.742
4	13.537	16.196	33.915	32.907	1:36.555	8	13.086	<b>15.410</b>	32.626	31.833	<b>1:32.955</b>
5	13.480	16.100	33.658	32.274	1:35.512	9	<b>12.991</b>	15.535	<b>32.534</b>	32.222	1:33.282
6	13.411	15.947	33.702	32.559	1:35.619	10	13.240	15.720	33.237	31.841	1:34.038
7	13.360	15.990	33.820	33.595	1:36.765	11	13.111	15.672	32.926	<b>31.797</b>	1:33.506
8	13.981	16.081	33.608	32.355	1:36.025	12	13.297	16.045	34.103	32.980	1:36.425
9	<b>13.341</b>	15.813	33.589	32.470	1:35.213						

*Scott Laing*  
 Chief Timekeeper - Scott Laing

*Tom Williams*  
 Race Director - Tom Williams

*Paul Hinds*  
 Clerk of Course - Paul Hinds





# Winton Motor Raceway

## Round 2 : March 12 - 14



### AUSTRALIAN SUPERSPORT 300 CHAMPIONSHIP

#### Practice 2

Date: 12/03/21  
 Event: P08  
 Weather: Partly cloudy - Temp: 26.4C  
 Track: Dry - Temp: 38.9C

Started at: 12:25:03  
 Laps: 20 Min  
 Starters: 33  
 Printed at: 12:53

#### SPLIT TIMES

Lap	Split 1	Split 2	Split 3	Split 4	Lap Time	Lap	Split 1	Split 2	Split 3	Split 4	Lap Time
<b>121 Reece OUGHTRED (VIC) (7th)</b>											
1	16.698	16.048	33.597	32.712	1:39.055 P	2	13.294	15.776	32.502	31.608	1:33.180
2	13.535	15.877	33.447	32.122	1:34.981	3	13.230	15.603	32.033	31.313	1:32.179
3	13.482	15.813	33.424	32.078	1:34.797	4	13.001	15.656	32.239	31.269	1:32.165
4	13.217	15.552	33.092	31.996	1:33.857	5	13.001	16.836	32.716	1:57.054	2:59.607
5	13.432	15.878	32.753	32.365	1:34.428	6	16.349	15.744	32.277	31.588	1:35.958 P
6	13.236	15.556	<u>32.432</u>	<u>31.729</u>	<u>1:32.953</u>	7	13.234	15.421	32.948	31.461	1:33.064
7	<u>13.159</u>	15.645	32.579	32.246	1:33.629	8	13.133	15.323	32.331	31.539	1:32.326
8	13.913	16.415	33.387	31.803	1:35.518	9	13.008	15.390	32.984	31.228	1:32.610
9	13.236	15.588	32.592	2:39.395	3:40.811	10	<u>12.927</u>	<u>15.195</u>	<u>31.870</u>	31.465	<u>1:31.457</u>
10	19.346	16.958	34.048	32.065	1:42.417 P	11	12.961	15.500	32.806	<u>31.103</u>	1:32.370
11	13.183	<u>15.476</u>	32.722	31.834	1:33.215	12	13.801	15.475	31.918	31.332	1:32.526
<b>91 Taiyo AKSU (QLD) (23th)</b>											
1	18.985	17.013	34.536	33.191	1:43.725 P	1	17.099	16.505	34.059	32.976	1:40.639 P
2	13.594	16.335	34.323	32.861	1:37.113	2	13.404	16.053	33.386	32.375	1:35.218
3	13.695	16.577	34.072	32.983	1:37.327	3	<u>13.172</u>	16.039	33.349	32.243	1:34.803
4	13.609	16.370	33.676	32.925	1:36.580	4	13.373	16.085	33.493	32.200	1:35.151
5	13.739	16.148	33.561	32.902	1:36.350	5	13.583	16.843	37.178	1:40.317	2:47.921
6	13.494	16.063	33.643	33.055	1:36.255	6	23.861	16.352	34.436	32.387	1:47.036 P
7	13.458	16.130	34.017	32.476	1:36.081	7	13.474	16.282	33.580	32.343	1:35.679
8	13.692	16.475	35.217	33.077	1:38.461	8	13.427	16.288	33.565	32.792	1:36.072
9	<u>13.343</u>	16.002	33.859	32.665	1:35.869	9	13.225	16.086	<u>33.278</u>	<u>32.177</u>	<u>1:34.766</u>
10	13.562	16.028	33.425	<u>32.350</u>	1:35.365	10	13.285	<u>15.992</u>	33.403	33.805	1:36.485
11	13.348	<u>15.975</u>	<u>33.394</u>	32.474	<u>1:35.191</u>	11	13.280	16.123	33.941	32.439	1:35.783
<b>16 James JACOBS (NSW) (19th)</b>											
1	18.985	17.013	34.536	33.191	1:43.725 P	1	17.099	16.505	34.059	32.976	1:40.639 P
2	13.594	16.335	34.323	32.861	1:37.113	2	13.404	16.053	33.386	32.375	1:35.218
3	13.695	16.577	34.072	32.983	1:37.327	3	<u>13.172</u>	16.039	33.349	32.243	1:34.803
4	13.609	16.370	33.676	32.925	1:36.580	4	13.373	16.085	33.493	32.200	1:35.151
5	13.739	16.148	33.561	32.902	1:36.350	5	13.583	16.843	37.178	1:40.317	2:47.921
6	13.494	16.063	33.643	33.055	1:36.255	6	23.861	16.352	34.436	32.387	1:47.036 P
7	13.458	16.130	34.017	32.476	1:36.081	7	13.474	16.282	33.580	32.343	1:35.679
8	13.692	16.475	35.217	33.077	1:38.461	8	13.427	16.288	33.565	32.792	1:36.072
9	<u>13.343</u>	16.002	33.859	32.665	1:35.869	9	13.225	16.086	<u>33.278</u>	<u>32.177</u>	<u>1:34.766</u>
10	13.562	16.028	33.425	<u>32.350</u>	1:35.365	10	13.285	<u>15.992</u>	33.403	33.805	1:36.485
11	13.348	<u>15.975</u>	<u>33.394</u>	32.474	<u>1:35.191</u>	11	13.280	16.123	33.941	32.439	1:35.783
<b>50 Carter THOMPSON (NSW) (1st)</b>											

*Scott Laing*  
 Chief Timekeeper - Scott Laing

*Tom Williams*  
 Race Director - Tom Williams

*Paul Hinds*  
 Clerk of Course - Paul Hinds





# Winton Motor Raceway

## Round 2 : March 12 - 14



### AUSTRALIAN SUPERSPORT 300 CHAMPIONSHIP


#### Practice 2


Date: 12/03/21  
 Event: P08  
 Weather: Partly cloudy - Temp: 26.4C  
 Track: Dry - Temp: 38.9C


Started at: 12:25:03  
 Laps: 20 Min  
 Starters: 33  
 Printed at: 12:53

#### FASTEST LAPS SEQUENCE

Race Time	No	Name	Machine	Fastest Lap	On Lap
1:49.896	88	Joseph MARINIELLO (VIC)	Kawasaki Ninja	1:47.476	1
1:50.065	7	Zane KINNA (VIC)	Yamaha YZF-R3	1:44.503	1
1:54.481	3	Cameron DUNKER (NSW)	Yamaha YZF-R3	1:43.420	1
1:54.590	63	Clay CLEGG (NSW)	Yamaha YZF-R3	1:40.896	1
2:02.289	50	Carter THOMPSON (NSW)	Yamaha YZF-R3	1:38.259	1
3:23.917	88	Joseph MARINIELLO (VIC)	Kawasaki Ninja	1:34.021	2
3:32.761	59	Tom DRANE (NSW)	Yamaha YZF-R3	1:33.539	2
3:35.469	50	Carter THOMPSON (NSW)	Yamaha YZF-R3	1:33.180	2
3:35.952	97	Peter NERLICH (VIC)	Kawasaki Ninja	1:32.727	2
5:07.648	50	Carter THOMPSON (NSW)	Yamaha YZF-R3	1:32.179	3
6:39.813	50	Carter THOMPSON (NSW)	Yamaha YZF-R3	1:32.165	4
17:24.835	50	Carter THOMPSON (NSW)	Yamaha YZF-R3	1:31.457	10

  
 Chief Timekeeper - Scott Laing

  
 Race Director - Tom Williams

  
 Clerk of Course - Paul Hinds







# Winton Motor Raceway

## Round 2 : March 12 - 14



### AUSTRALIAN SUPERSPORT 300 CHAMPIONSHIP

#### Practice 2

Date: 12/03/21  
 Event: P08  
 Weather: Partly cloudy - Temp: 26.4C  
 Track: Dry - Temp: 38.9C

Started at: 12:25:03  
 Laps: 20 Min  
 Starters: 33  
 Printed at: 12:53

#### BEST PARTIAL TIMES

Pos	Split 1		Split 2		Split 3		Split 4		LAP		Ideal	Fastest
	Name	Time	Name	Time	Name	Time	Name	Time	Name	Time		
1	B. BAKER	12.902	C. THOMPSON	15.195	C. THOMPSON	31.870	C. THOMPSON	31.103	C. THOMPSON	1:31.095	1:31.457	
2	T. DRANE	12.907	B. BAKER	15.313	T. DRANE	31.990	B. BAKER	31.334	T. DRANE	1:31.685	1:31.864	
3	C. THOMPSON	12.927	J. MARINIELL	15.391	B. DEMMERY	32.244	T. DRANE	31.376	B. BAKER	1:31.892	1:32.360	
4	P. NERLICH	12.979	P. NERLICH	15.399	J. MARINIELL	32.337	P. NERLICH	31.395	P. NERLICH	1:32.133	1:32.274	
5	C. DUNKER	12.991	C. DUNKER	15.410	B. BAKER	32.343	B. DEMMERY	31.704	B. DEMMERY	1:32.473	1:32.684	
6	J. MARINIELL	13.068	T. DRANE	15.412	P. NERLICH	32.360	J. HATCH	31.722	J. MARINIELL	1:32.644	1:32.856	
7	B. DEMMERY	13.098	B. DEMMERY	15.427	J. HATCH	32.391	C. GILMORE	31.726	C. DUNKER	1:32.732	1:32.955	
8	J. HATCH	13.098	Z. BUNTING	15.442	R. OUGHTRE	32.432	R. OUGHTRE	31.729	R. OUGHTRE	1:32.796	1:32.953	
9	C. CLEGG	13.108	R. OUGHTRE	15.476	G. NELSON	32.534	C. DUNKER	31.797	J. HATCH	1:32.858	1:33.344	
10	R. OUGHTRE	13.159	J. RUSSO	15.479	C. DUNKER	32.534	Z. BUNTING	31.813	Z. BUNTING	1:32.989	1:33.882	
11	C. GILMORE	13.165	G. NELSON	15.540	Z. BUNTING	32.542	J. MARINIELL	31.848	J. RUSSO	1:33.253	1:33.431	
12	J. JACOBS	13.172	L. BROWN	15.592	C. CLEGG	32.666	J. RUSSO	31.870	C. GILMORE	1:33.451	1:33.477	
13	J. JACOBS	13.172	J. HATCH	15.647	J. RUSSO	32.679	M. RINDEL	31.903	G. NELSON	1:33.466	1:33.466	
14	L. BROWN	13.175	Z. JOHNSON	15.700	C. GILMORE	32.739	L. BROWN	31.965	C. CLEGG	1:33.505	1:34.501	
15	Z. BUNTING	13.192	M. RINDEL	15.700	L. WATERS	32.830	H. SNELL	31.981	L. BROWN	1:33.659	1:33.989	
16	M. RINDEL	13.212	C. CLEGG	15.735	L. BROWN	32.927	G. NELSON	31.986	J. FARNSWO	1:34.095	1:34.304	
17	J. RUSSO	13.225	H. SNELL	15.781	J. FARNSWO	32.957	C. CLEGG	31.996	M. RINDEL	1:34.104	1:34.308	
18	Z. JOHNSON	13.236	C. GILMORE	15.821	Z. JOHNSON	33.210	J. FARNSWO	32.028	Z. JOHNSON	1:34.334	1:34.728	
19	J. FARNSWO	13.280	J. FARNSWO	15.830	J. JACOBS	33.278	J. JACOBS	32.177	J. JACOBS	1:34.619	1:34.766	
20	H. SNELL	13.341	Z. KINNA	15.861	J. JACOBS	33.278	J. JACOBS	32.177	J. JACOBS	1:34.619	1:34.766	
21	T. AKSU	13.343	O. SHORT	15.875	M. RINDEL	33.289	Z. JOHNSON	32.188	H. SNELL	1:34.669	1:34.815	
22	P. BOGNAR	13.390	O. SHORT	15.875	Z. KINNA	33.317	Z. PETTENDY	32.287	L. WATERS	1:34.874	1:34.985	
23	G. NELSON	13.406	Z. PETTENDY	15.946	T. AKSU	33.394	T. AKSU	32.350	T. AKSU	1:35.062	1:35.191	
24	L. WATERS	13.416	L. WATERS	15.956	B. GAWITH	33.410	V. FLEMING	32.427	Z. PETTENDY	1:35.081	1:35.144	
25	Z. PETTENDY	13.422	T. AKSU	15.975	Z. PETTENDY	33.426	Z. KINNA	32.558	Z. KINNA	1:35.218	1:35.771	
26	J. NAHLOUS	13.459	J. NAHLOUS	15.986	V. FLEMING	33.477	B. GAWITH	32.607	V. FLEMING	1:35.746	1:35.824	
27	Z. KINNA	13.482	J. JACOBS	15.992	H. SNELL	33.566	O. SHORT	32.633	B. GAWITH	1:35.781	1:36.031	
28	O. SHORT	13.534	J. JACOBS	15.992	J. PORT	33.943	L. WATERS	32.672	O. SHORT	1:36.057	1:36.359	
29	O. SHORT	13.641	B. GAWITH	16.043	O. SHORT	34.015	P. BOGNAR	32.878	P. BOGNAR	1:36.526	1:36.820	
30	V. FLEMING	13.689	V. FLEMING	16.153	O. SHORT	34.015	J. PORT	32.924	O. SHORT	1:36.562	1:36.968	
31	B. GAWITH	13.721	P. BOGNAR	16.182	P. BOGNAR	34.076	J. NAHLOUS	33.006	J. NAHLOUS	1:36.579	1:36.922	
32	J. PORT	13.768	B. ANGELIDIS	16.296	J. NAHLOUS	34.128	O. SHORT	33.031	J. PORT	1:37.009	1:37.647	
33	B. ANGELIDIS	13.868	J. PORT	16.374	B. ANGELIDIS	34.598	B. ANGELIDIS	33.366	B. ANGELIDIS	1:38.128	1:38.405	
34	J. WOODS	13.916	S. PEZZETTA	16.523	J. WOODS	35.242	J. WOODS	33.703	J. WOODS	1:40.076	1:40.216	
35	S. PEZZETTA	14.115	J. WOODS	17.215	S. PEZZETTA	35.736	S. PEZZETTA	33.761	S. PEZZETTA	1:40.135	1:40.523	

*Scott Laing*  
 Chief Timekeeper - Scott Laing

*Tom Williams*  
 Race Director - Tom Williams

*Paul Hinds*  
 Clerk of Course - Paul Hinds





# Winton Motor Raceway

## Round 2 : March 12 - 14



ASBK.COM.AU f t i y

### AUSTRALIAN SUPERSPORT 300 CHAMPIONSHIP


#### Practice 2

Date: 12/03/21  
Event: P08  
Weather: Partly cloudy - Temp: 26.4C  
Track: Dry - Temp: 38.9C


Started at: 12:25:03  
Laps: 20 Min  
Starters: 33  
Printed at: 12:53

### RACE INFORMATION


Time	Description
12:25:03	Event Start
12:33:33	Rider 97 (Peter NERLICH) CRASHED TURN 8 - RIDER UP
12:44:05	Track temps : Finish - 39.0 / Int 1 - 39.9 / Int 2 - 39.3 / Int 3 - 38.2
12:45:04	Chequered Flag
12:48:37	Event Finish



Chief Timekeeper - Scott Lang



Race Director - Tom Williams



Clerk of Course - Paul Hinds



[www.computime.com.au](http://www.computime.com.au)  
COMPUTIME RACE TIMING SYSTEMS PTY LTD

